



To: Digital Watchdog® Customers  
Date: January 5, 2017  
Re: VMAX IP Plus™ and DW Spot™  
Firmware Updates

## VMAX IP Plus™ NVR and DW Spot™ Firmware Updates

**Applicable Models:** VMAX IP Plus™ NVRs and DW Spot™ Monitoring Module  
**New Firmware Version:** 1.1.9.2  
**Previous Firmware Version:** 1.1.8.2  
**Release Date:** 12/22/2016

### New Firmware Notes:

1. Added Camera Maintenance Function
2. Deleted HIKVISION Camera's Default Authentication Information
3. Improved Audio Quality In the Web Browser
4. Added Camera's FPS Information on the System Status
5. Improved Communication Protocol Between Cameras and NVR
6. Improved HDD Control Method
7. Improved Database
8. HD Spot Monitor Module – Firmware File Updated to Keep Consistent with Other Firmware Files

### Details:

#### 1. Added Camera Maintenance Function

- Camera must support ONVIF protocol.
- NVR: Camera Setup > MAINTENANCE
- Changed Menu Name: FW Upgrade to MAINTENANCE

The screenshot shows the 'IP CAMERA SETUP' web interface. The 'MAINTENANCE' menu option is highlighted with a red box. Other visible fields include ID (admin), PASSWORD (\*\*\*\*\*), CHANNEL (7 CH), MAC ADDRESS (00:0d:f1:20:b1:ca), PROTOCOL (ONVIF), MODEL (DWC-MB421TIR), BRAND NAME (Digital Watchdog), IP ADDRESS (10.0.0.5), TCP/IP PORT (554), RTSP 1st URL (rtsp://10.0.0.5:554/channel1), RTSP 2nd URL (rtsp://10.0.0.5:554/channel2), ONVIF URL (http://10.0.0.5/onvif/device\_service), and buttons for GET STREAM, CAMERA INFO, ENCRYPTION, REC. STREAM, and 2nd STREAM.

[Schedule a Demo Today >](#)

Learn how Digital Watchdog will increase your profitability.

866.446.3595

sales@dwcc.tv

www.digital-watchdog.com

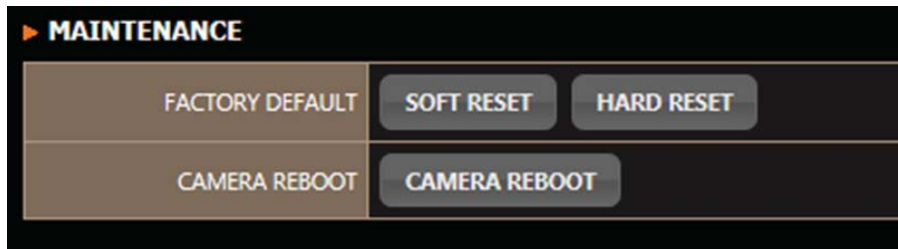


## VMAX IP Plus™ NVR and DW Spot™ Firmware Updates

- Maintenance Function



- From Web Browser: SETUP > RECORD > CAMERA MANAGEMENT > SETUP




### 2. Deleted HIKVISION Camera's Default Authentication Information

- If users try to register HIKVISION cameras, users need to input the camera's authentication information.

### 3. Improved Audio Quality In the Web Browser

- Updated Active X audio codec.

### 4. Added Camera's FPS Information on the System Status



[Schedule a Demo Today >](#)

Learn how Digital Watchdog will increase your profitability.

866.446.3595

sales@dwcc.tv

www.digital-watchdog.com



## VMAX IP Plus™ NVR and DW Spot™ Firmware Updates

### 5. Improved Communication Protocol Between Cameras and NVR

- Reduced inconsistent video loss symptoms.

### 6. Improved HDD Control Method (Bad Sector)

- Updated SATA kernel.

### 7. Improved Log Database

- Updated log search routine.

### 8. HD Spot Monitor Module – Firmware version number updated to sync with VMAX IP Plus FW version

## Firmware Download Info

### Links/ URLs:

9 Channel :	<a href="ftp://47.180.64.250/VmaxIPplus/hn-6209_dw_v1.1.9.2.bin">ftp://47.180.64.250/VmaxIPplus/hn-6209_dw_v1.1.9.2.bin</a>
12 Channel:	<a href="ftp://47.180.64.250/VmaxIPplus/hn-6212_dw_v1.1.9.2.bin">ftp://47.180.64.250/VmaxIPplus/hn-6212_dw_v1.1.9.2.bin</a>
16 Channel (8 PoE):	<a href="ftp://47.180.64.250/VmaxIPplus/hn-6216_dw_v1.1.9.2.bin">ftp://47.180.64.250/VmaxIPplus/hn-6216_dw_v1.1.9.2.bin</a>
16 Channel (16 PoE):	<a href="ftp://47.180.64.250/VmaxIPplus/hn-6316_dw_v1.1.9.2.bin">ftp://47.180.64.250/VmaxIPplus/hn-6316_dw_v1.1.9.2.bin</a>
HD Spot Monitor:	<a href="ftp://47.180.64.250/VmaxIPplus/hs-1004_dw_v1.1.9.2.bin">ftp://47.180.64.250/VmaxIPplus/hs-1004_dw_v1.1.9.2.bin</a>

Username: dw

Password: dw1234

## Special Instructions/Comments

It is recommended to perform a Factory Reset after firmware upgrade.

## For More Information or Technical Support

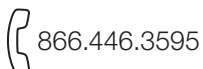
Digital Watchdog Technical Support

Toll Free: 866.446.3595

[digital-watchdog.com/contact-tech-support/](http://digital-watchdog.com/contact-tech-support/)

## Schedule a Demo Today >

Learn how Digital Watchdog will increase your profitability.



866.446.3595



[sales@dwcc.tv](mailto:sales@dwcc.tv)



[www.digital-watchdog.com](http://www.digital-watchdog.com)

